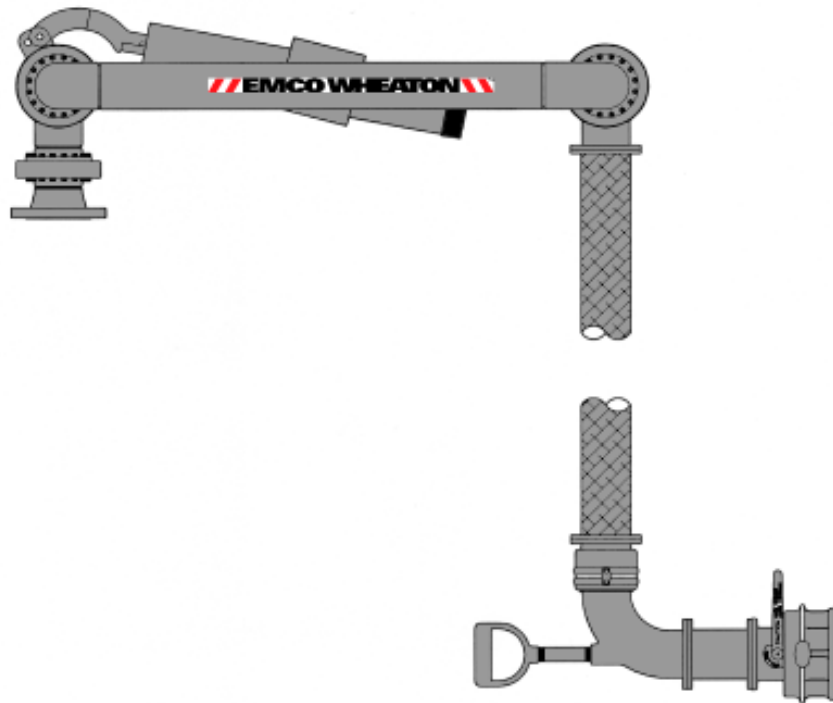


E2304 SPRING BALANCED HOSE LOADING ARM



- Recommended for converting top loading to bottom loading when an existing top loading rack is not going to be fully dismantled.
- Standard vertical range of motion for the loading arm is +/- 30°.
- Secondary arm is available as a rigid pipe or hose.
- Standard arms feature the D2000 “World” series swivel joints for ultra low maintenance & the easy to adjust spring cylinder balance.
- Available in a full range of sizes and materials.
- Conforms to API bottom loading envelope with three units on 24” centers.

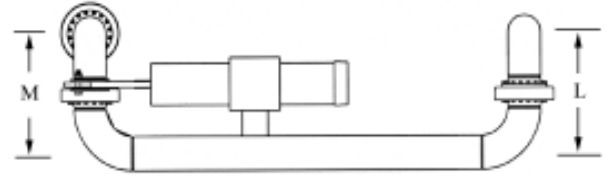
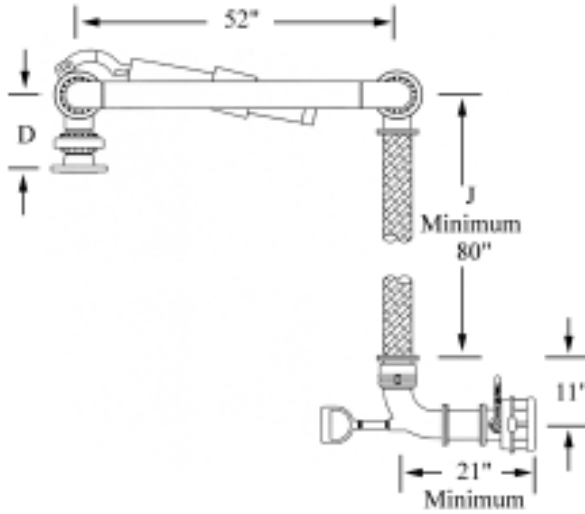
EMCO WHEATON

A SYLTONE COMPANY



2501 Constant Comment Place
Louisville, KY 40299-USA
Tel: (800) 285-3626
Int'l: +1 (502) 266-8767
Fax: +1 (502) 266-5873
email: sales@syltone.com
Web: www.emcowheaton.com

E2304 SPRING BALANCED HOSE LOADING ARM



	"D"	"M"	"L"
2"	9.99"	10.11"	10.11"
3"	11.86"	13.11"	13.11"
4"	14.11"	16.11"	16.11"
6"	--	--	--

Line Size:
 2" 3" 4" 6" Other Please Specify _____

Riser Connection:
 Upfeed Downfeed Horizontal (Up or Down)

Base Swivel:
 Right Hand
 Left Hand

Preferred Swivel Joint:
 D2000 Other Please Specify: _____

Arm Material (Wetted Parts):
 Carbon Steel Stainless Steel
 Carbon Steel/Aluminum Stainless/Aluminum

Swivel Joint Seal Material:
 Buna Viton PTFE Other Please Specify: _____

Balance Mechanism:
 Spring Cylinder Torsion Spring
 Counterweights Hydraulic Cylinder

Dimensions:
 J

Customer Added Weight:
 (Specify type and weight) _____

Accessories/Options:
 J0451 Coupler K2 Coupler
 K2P Coupler Position Indicators

Application Information:
 End User: _____
 Product in Arm: _____
 Temperature (min/max): _____
 Flowrate (GPM): _____
 Qty of Arms: _____
 Your Name: _____
 Company: _____
 Phone Number: _____
 Fax Number: _____



A SYLTONE COMPANY

2501 Constant Comment Place
 Louisville, KY 40299-USA
 Tel: (800) 285-3626
 Int'l: +1 (502) 266-8767
 Fax: +1 (502) 266-5873
 email: sales@syltone.com
 Web: www.emcowheaton.com

